

SOLAR SIDING

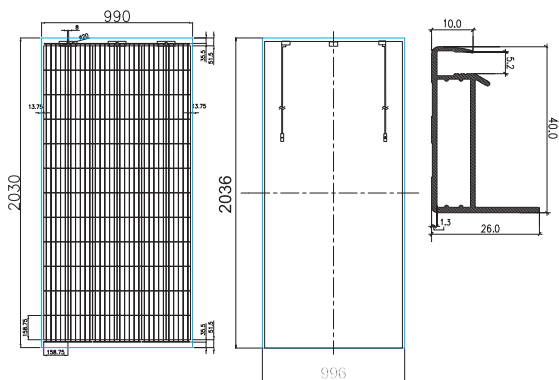
Concorde Grey Wood Tile Facing - Landscape

High Efficiency Mono Module

305W

1000V

ENGINEERING DRAWING (mm)

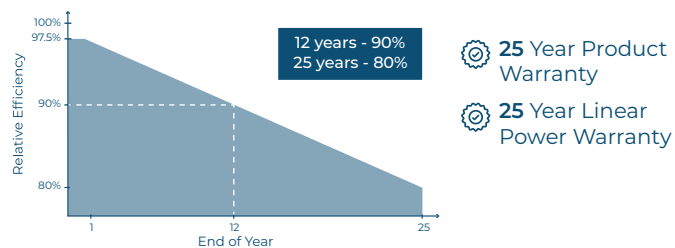


ELECTRICAL DATA | STC*

SPECIFICATIONS	SOLAR SIDING CONCORDE GREY WOOD TILE
Nominal Max. Power (Pmax)	305W
MPP Operating Voltage (Vmp)	40.6V
MPP Operating Current (Imp)	7.51A
Open Circuit Voltage (Voc)	48.5V
Short Circuit Current (Isc)	7.90A
Module Efficiency	15.0%
Operating Temperature	-40°C ~ +85°C
Max. System Voltage	1000V (IEC/UL)
Max. Series Fuse Rating	20A
Application Classification	Class A

* Under Standard Test Conditions (STC) of irradiance of 1000 W/m², spectrum AM 1.5 and cell temperature of 25°C.

LINEAR PERFORMANCE WARRANTY

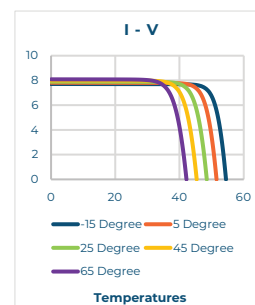
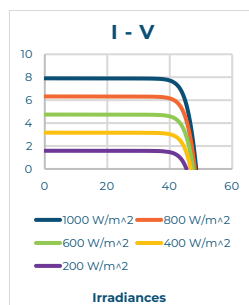


MECHANICAL DATA

SPECIFICATIONS	SOLAR SIDING CONCORDE GREY WOOD TILE
Cell Type	Mono-crystalline
Cell Arrangement	72 [12x6]
Dimensions	2036x996x40mm
Front Cover	3.2 mm tempered glass
Frame	Anodized aluminum alloy black frame
Weight	22kg
J-Box	IP68, 3 bypass diodes
Cable	4mm ² , 12 AWG (UL)
Cable Length (including Connector)	300mm, 1000mm, 1200mm
Connector	Staubli MC4
Max Static Load Front/Back	2400Pa/2400Pa

TEMPERATURE CHARACTERISTICS

SPECIFICATIONS	SOLAR SIDING CONCORDE GREY WOOD TILE
Temperature Coefficient Pmax	-0.36% / °C
Temperature Coefficient Voc	-0.27% / °C
Temperature Coefficient Isc	0.036% / °C
Nominal Module Operating Temperature	42 ± 3°C



- Datasheet is subjected to change without prior notice, always obtain the most recent version of the datasheet.

- Caution: For professional use only, the installation, handling, and cleaning of PV modules should only be performed by qualified professionals.

Learn More:

mitrex.com

info@mitrex.com

Headquarters:

41 Racine Rd., Toronto, ON M9W 2Z4, Canada

+1 (416) 497 7120
(Office Number)

+1 (855) 254 0214
(Toll Free)

West USA Location:

10880 Wilshire Blvd Suite 1101,
Los Angeles, CA 90024, USA

+1 (323) 301 7978

East USA Location:

1 Rockefeller Plaza Fl 11,
New York, NY 10020, USA

+1 (646) 583 4486