

SOLAR ROOF

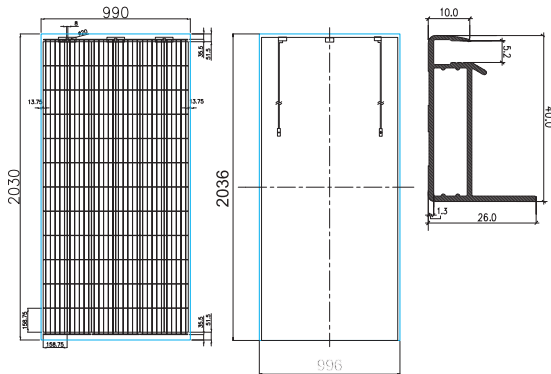
Grey Asphalt Facing

High Efficiency Mono Module

330 W

1000V

ENGINEERING DRAWING (mm)

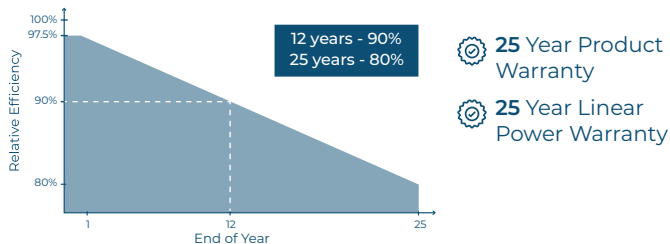


ELECTRICAL DATA | STC*

SPECIFICATIONS	SOLAR ROOF GREY ASPHALT
Nominal Max. Power (Pmax)	330 W
MPP Operating Voltage (Vmp)	40.8V
MPP Operating Current (Imp)	8.09A
Open Circuit Voltage (Voc)	48.7V
Short Circuit Current (Isc)	8.55A
Module Efficiency	16.3%
Operating Temperature	-40°C ~ +85°C
Max. System Voltage	1000V (IEC/UL)
Max. Series Fuse Rating	20A
Application Classification	Class A

* Under Standard Test Conditions (STC) of irradiance of 1000 W/m², spectrum AM 1.5 and cell temperature of 25°C.

LINEAR PERFORMANCE WARRANTY

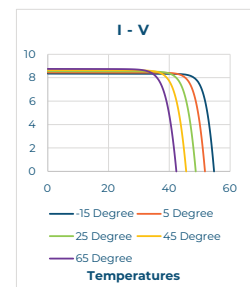
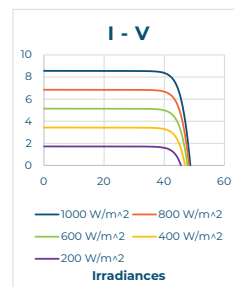


MECHANICAL DATA

SPECIFICATIONS	SOLAR ROOF GREY ASPHALT
Cell Type	Mono-crystalline
Cell Arrangement	72 [12x6]
Dimensions	2036x996x40mm
Front Cover	3.2 mm tempered glass
Frame	Anodized aluminum alloy black frame
Weight	22kg
J-Box	IP68, 3 bypass diodes
Cable	4mm ² , 12 AWG (UL)
Cable Length (including Connector)	300mm, 1000mm, 1200mm
Connector	Staubli MC4
Max Static Load Front/Back	2400Pa/2400Pa

TEMPERATURE CHARACTERISTICS

SPECIFICATIONS	SOLAR ROOF GREY ASPHALT
Temperature Coefficient Pmax	-0.36% / °C
Temperature Coefficient Voc	-0.27% / °C
Temperature Coefficient Isc	0.032% / °C
Nominal Module Operating Temperature	42 ± 3°C



- Datasheet is subjected to change without prior notice, always obtain the most recent version of the datasheet.

- Caution: For professional use only, the installation, handling, and cleaning of PV modules should only be performed by qualified professionals.


Learn More:

 mitrex.com

 info@mitrex.com

Headquarters:


 41 Racine Rd., Toronto, ON M9W 2Z4, Canada

 +1 (416) 497 7120
(Office Number)

 +1 (855) 254 0214
(Toll Free)

West USA Location:

 10880 Wilshire Blvd Suite 1101,
Los Angeles, CA 90024, USA

 +1 (323) 301 7978

East USA Location:

 1 Rockefeller Plaza Fl 11,
New York, NY 10020, USA

 +1 (646) 583 4486