

## SOLAR ROOF

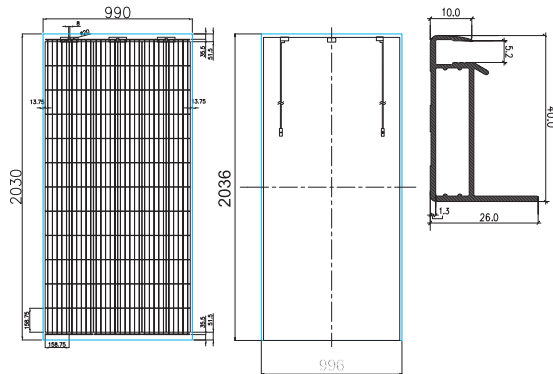
Grey Asphalt Facing

High Efficiency Mono Module

330 W

1000V

### ENGINEERING DRAWING (mm)

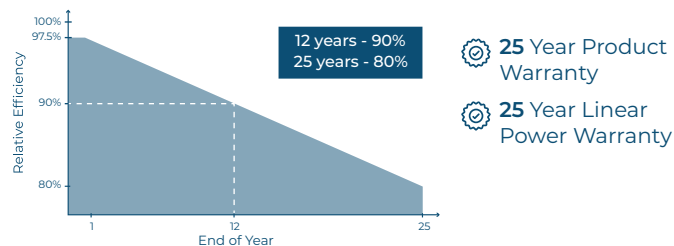


### ELECTRICAL DATA | STC\*

SPECIFICATIONS	SOLAR ROOF GREY ASPHALT
Nominal Max. Power (Pmax)	330 W
MPP Operating Voltage (Vmp)	40.8V
MPP Operating Current (Imp)	8.09A
Open Circuit Voltage (Voc)	48.7V
Short Circuit Current (Isc)	8.55A
Cell Efficiency	22% - 22.5%
Operating Temperature	-40°C ~ +85°C
Max. System Voltage	1000V (IEC/UL)
Max. Series Fuse Rating	20A
Application Classification	Class A

\* Under Standard Test Conditions (STC) of irradiance of 1000 W/m<sup>2</sup>, spectrum AM 1.5 and cell temperature of 25°C.

### LINEAR PERFORMANCE WARRANTY

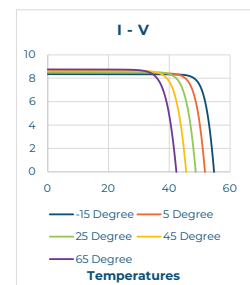
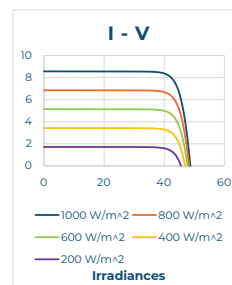


### MECHANICAL DATA

SPECIFICATIONS	SOLAR ROOF GREY ASPHALT
Cell Type	Mono-crystalline
Cell Arrangement	72 [12x6]
Dimensions	2036x996x40mm
Front Cover	3.2 mm tempered glass
Frame	Anodized aluminum alloy black frame
Weight	22kg
J-Box	IP68, 3 bypass diodes
Cable	4mm <sup>2</sup> , 12 AWG (UL)
Cable Length (including Connector)	300mm, 1000mm, 1200mm
Connector	Staubli MC4

### TEMPERATURE CHARACTERISTICS

SPECIFICATIONS	SOLAR ROOF GREY ASPHALT
Temperature Coefficient Pmax	-0.36% / °C
Temperature Coefficient Voc	-0.27% / °C
Temperature Coefficient Isc	0.036% / °C
Nominal Module Operating Temperature	42 ± 3°C



- Datasheet is subjected to change without prior notice, always obtain the most recent version of the datasheet.

- Caution: For professional use only, the installation, handling, and cleaning of PV modules should only be performed by qualified professionals.

Learn More:

 mitrex.com

 info@mitrex.com

Headquarters:


 41 Racine Rd., Toronto, ON M9W 2Z4, Canada

 +1 (416) 497 7120  
(Office Number)

 +1 (855) 254 0214  
(Toll Free)

West USA Location:

 10880 Wilshire Blvd Suite 1101,  
Los Angeles, CA 90024, USA

 +1 (323) 301 7978

East USA Location:

 1 Rockefeller Plaza Fl 11,  
New York, NY 10020, USA

 +1 (646) 583 4486