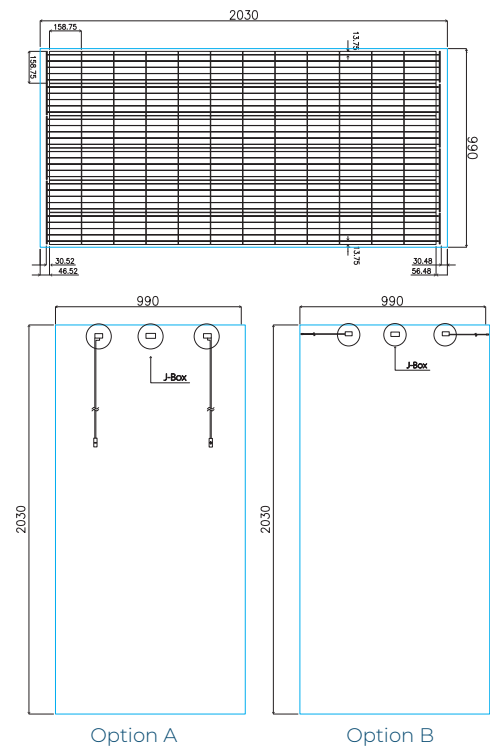
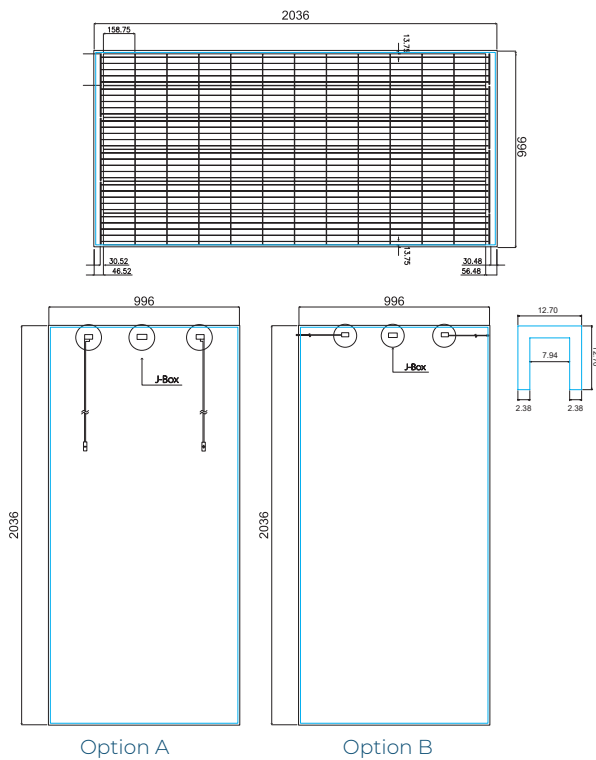


SOLAR GLASS²
Bifacial Opaque
 High Efficiency Mono Module
390 W
 1000V

ENGINEERING DRAWING (mm)

FRAMED OPTION



FRAMELESS OPTION





Overall Dimensions	2030x990x12.7mm
Front Cover	3.2 mm tempered glass
Back Cover	3.2 mm tempered glass
Weight	36kg
Frame	C-Channel Aluminum Alloy

Overall Dimensions	2030x990x7mm
Front Cover	3.2 mm tempered glass
Back Cover	3.2 mm tempered glass
Weight	35kg


Learn More:

 mitrex.com
 info@mitrex.com

Headquarters:


 41 Racine Rd., Toronto, ON M9W 2Z4, Canada
 +1 (416) 497 7120

West USA Location:

 10880 Wilshire Blvd Suite 1101, Los Angeles, CA 90024, USA
 +1 (323) 301 7978

East USA Location:

 1 Rockefeller Plaza Fl 11, New York, NY 10020, USA
 +1 (646) 583 4486



SOLAR GLASS² Bifacial Opaque

High Efficiency Mono Module
390 W
1000V

MECHANICAL DATA

SPECIFICATIONS	SOLAR GLASS ² - BIFACIAL - OPAQUE
Cell Type	Mono-crystalline
Cell Arrangement	72 (12x6)
J-Box	IP68, 3 bypass diodes
Cable	4mm ² , 12 AWG (UL)
Cable Length (including Connector)	300mm, 500mm, 1000mm, 1200mm
Connector	MC4

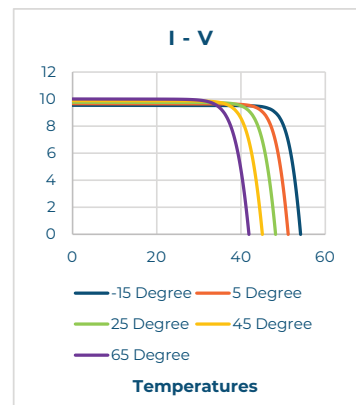
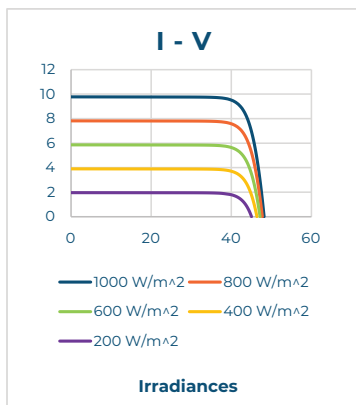
TEMPERATURE CHARACTERISTICS

SPECIFICATIONS	SOLAR GLASS ² - BIFACIAL - OPAQUE
Temperature Coefficient Pmax	-0.36% / °C
Temperature Coefficient Voc	-0.30% / °C
Temperature Coefficient Isc	0.046% / °C
Nominal Module Operating Temperature	42 ± 3°C



ELECTRICAL DATA | STC*

SPECIFICATIONS	SOLAR GLASS ² - BIFACIAL - OPAQUE			
	FRONT ONLY	BIFACIAL GAIN		
		10%	20%	30%
Nominal Max. Power (Pmax)	390W	429W	468W	567W
MPP Operating Voltage (Vmp)	41.9V	41.9V	41.9V	41.9V
MPP Operating Current (Imp)	9.31A	10.24A	11.17A	12.10A
Open Circuit Voltage (Voc)	48.2V	48.2V	48.2V	48.2V
Short Circuit Current (Isc)	9.77A	10.75A	11.72A	12.70A
Cell Efficiency	22% - 22.5%			
Operating Temperature	-40°C ~ +85°C			
Max. System Voltage	1000V (IEC/UL)			
Max. Series Fuse Rating	20A			
Application Classification	Class A			



* Under Standard Test Conditions (STC) of irradiance of 1000 W/m², spectrum AM 1.5 and cell temperature of 25°C.





Learn More:

 mitrex.com
 info@mitrex.com

Headquarters:

 41 Racine Rd., Toronto, ON M9W 2Z4, Canada
 +1 (416) 497 7120

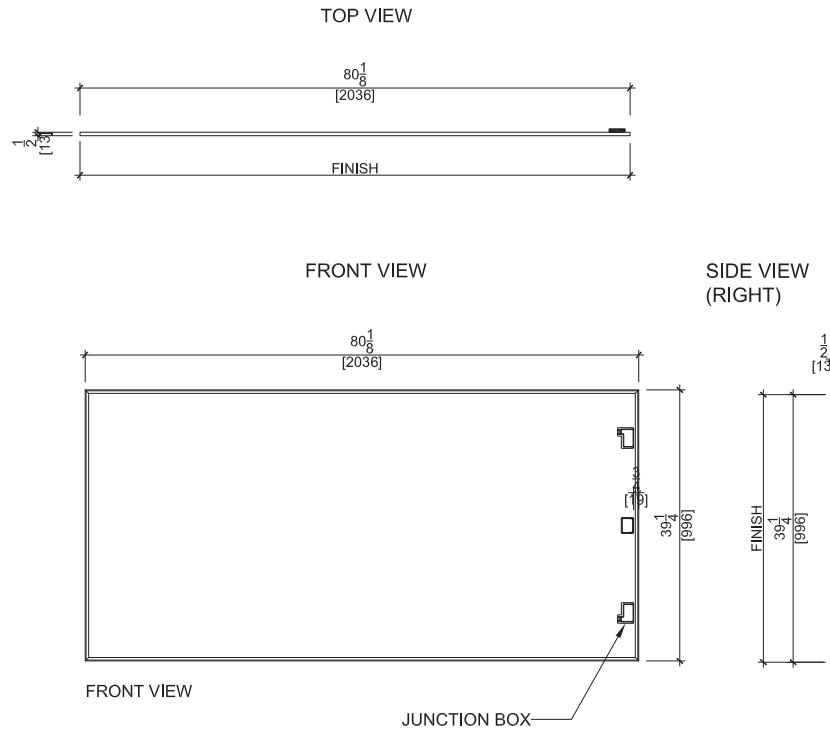
West USA Location:

 10880 Wilshire Blvd Suite 1101, Los Angeles, CA 90024, USA
 +1 (323) 301 7978

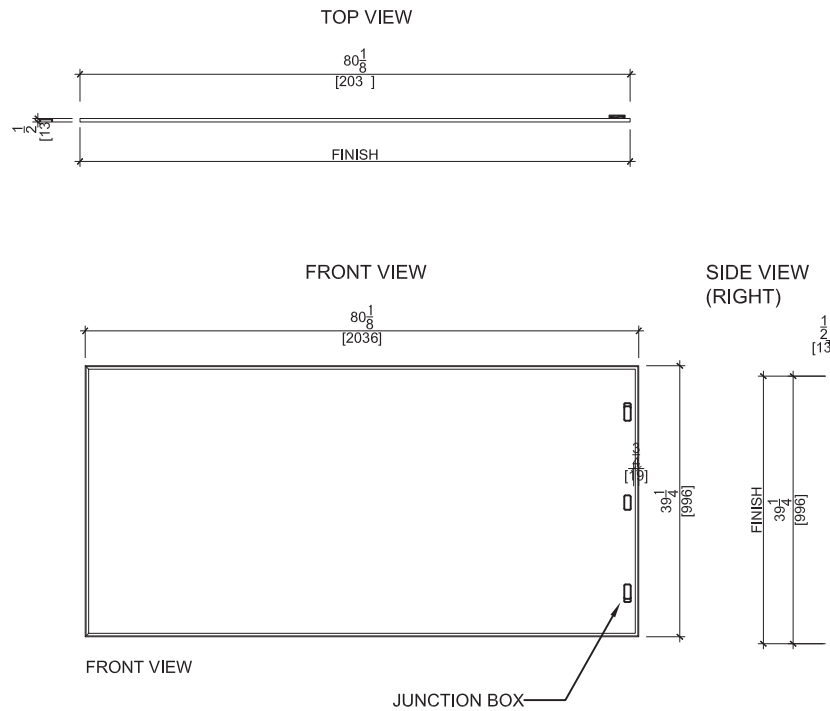
East USA Location:

 1 Rockefeller Plaza Fl 11, New York, NY 10020, USA
 +1 (646) 583 4486

FRAMED TECHNICAL DRAWING (OPTION A)



FRAMED TECHNICAL DRAWING (OPTION B)




Learn More:

 mitrex.com

 info@mitrex.com


Headquarters:

 41 Racine Rd., Toronto, ON M9W 2Z4, Canada

 +1 (416) 497 7120

West USA Location:

 10880 Wilshire Blvd Suite 1101, Los Angeles, CA 90024, USA

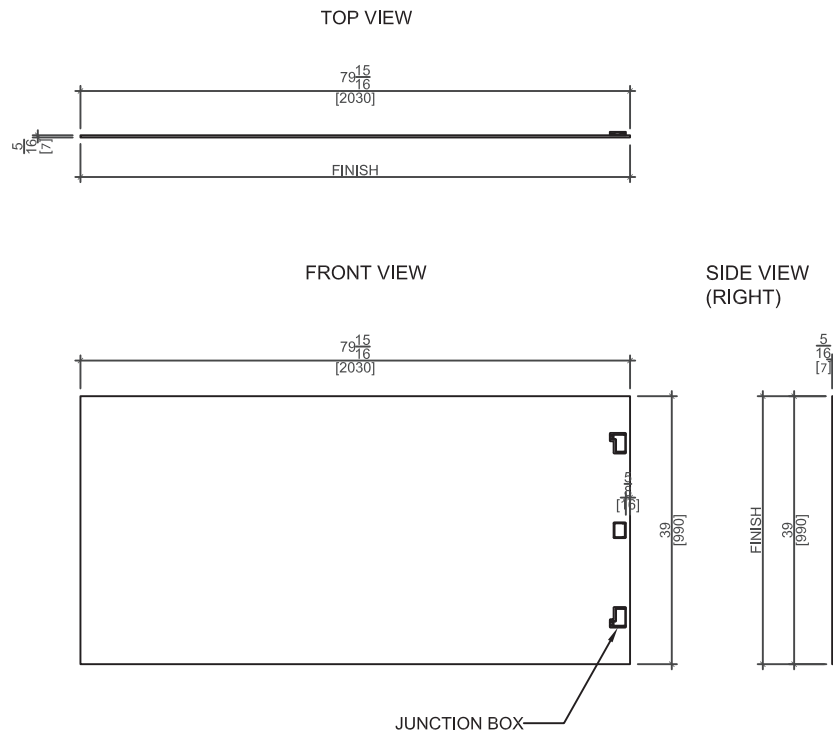
 +1 (323) 301 7978

East USA Location:

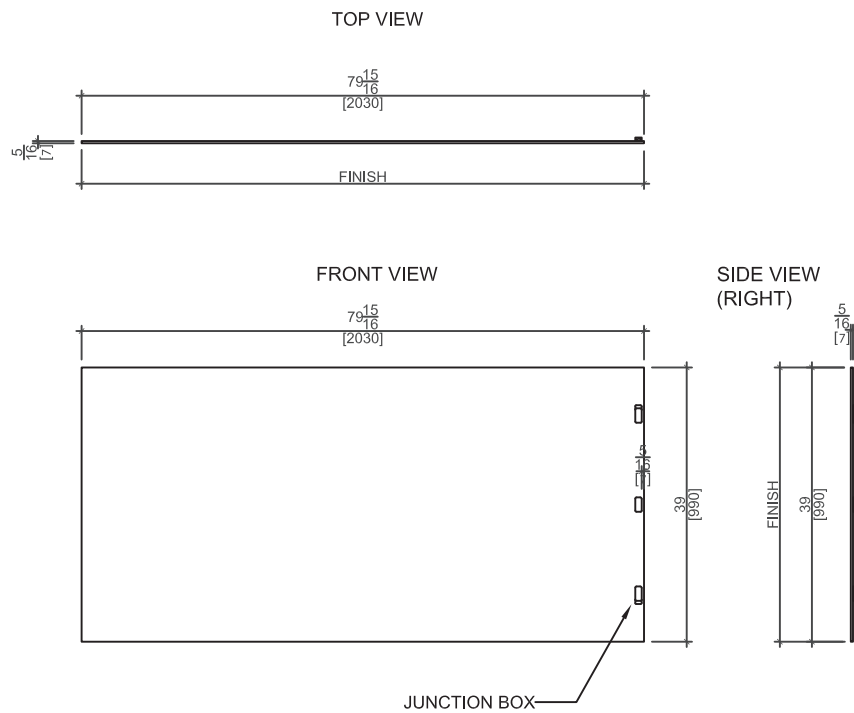
 1 Rockefeller Plaza Fl 11, New York, NY 10020, USA

 +1 (646) 583 4486

FRAMELESS TECHNICAL DRAWING (OPTION A)



FRAMELESS TECHNICAL DRAWING (OPTION B)




Learn More:

 mitrex.com

 info@mitrex.com


Headquarters:

 41 Racine Rd., Toronto,
ON M9W 2Z4, Canada

 +1 (416) 497 7120

West USA Location:

 10880 Wilshire Blvd Suite 1101,
Los Angeles, CA 90024, USA

 +1 (323) 301 7978

East USA Location:

 1 Rockefeller Plaza Fl 11,
New York, NY 10020, USA

 +1 (646) 583 4486